

Pittsburg County, Oklahoma
COUNTY PURCHASING OFFICE
 Pittsburg County Court House
 McAlester, Oklahoma
 Phone: (918) 423-4934

INVITATION TO BID

PLEASE REVIEW TERMS AND CONDITIONS ON REVERSE
 SIDE RELATING TO SUBMISSION OF THIS BID.

Notarized Affidavit completions and signature required on reverse side.

DATE ISSUED

28-May-24

PAGE 1 OF

BID NUMBER BID #24	BID CLOSING DATE AND HOUR June 14th, 2024 @ 4:00PM	REQUIRED DELIVERY DATE Days after award of Purchase Order
------------------------------	--	--

TERMS:	DATE OF DELIVERY:
--------	-------------------

Item	Quantity	Unit of issue	DESCRIPTION	Unit Price	Total
			<p align="center"><u>SIX MONTH BIDS</u></p> <p>Please do not bid on any item that is not on the specifications furnished to you. If you would like to bid on an item that you did not receive specifications for please call (918)423-4934.</p> <p><u>Please use the enclosed bid sheet forms to place your bid on. Failure to record your bid on the furnished bid sheet may result in the disqualification of your bid.</u></p> <p>Please return your bid in the enclosed envelope. Please only one bid per envelope.</p> <p>SEE SPECIFICATIONS ATTACHED</p> <p><u>IF BID IS NOT RETURNED IN THE ENCLOSED ENVELOPE OR IS PLACED IN A FEDEX, UPS OR USPS SHIPPING ENVELOPE, PLEASE MARK ON THE OUTSIDE OF THE ENVELOPE "SEALED BID" & BID NUMBER.</u></p>		

TERMS AND CONDITIONS

1. Sealed bids will be opened in the Commissioner's Conference Room, Pittsburg County Courthouse, McAlester, Oklahoma, at the time and date shown on the invitation to bid form.
2. Late bids will not be considered. Bids must be received in sealed envelopes (one to an envelope) with bid number and closing date written on the outside of the envelope.
3. Unit prices will be guaranteed correct by the bidder.
4. Firm prices will be F.O.B. destination.
5. Purchases by Pittsburg County, Oklahoma, are not subject to state or federal taxes.
6. This bid is submitted as a legal offer and any bid when accepted by the County constitutes a firm contract.
7. Oklahoma laws require each bidder submitting a bid to a county for goods or services to furnish a notarized sworn statement of non-collusion. A form is supplied below.
8. Bids will be firm until December 31, 2024.

(DATE)

AFFIDAVIT: I, the undersigned, of lawful age, being first duly sworn on oath say that he (she) is the agent authorized by the bidder to submit the above bid. Affiant further states that the bidder has not been a party to any collusion among bidders in restraint of freedom of competition by agreement to bid at a fixed price or to refrain from bidding; or with any state official or employee as to quantity; quality or price in the prospective contract or any other terms of said prospective contract; or in any discussions between bidders and any state official concerning exchange of money or other thing of value for special consideration in the letting of a contract; that the bidder/contractor has not paid, given or donated or agreed to pay, give or donate to any officer or employee of the State of Oklahoma (or other entity) any money or other thing of value, either directly or indirectly in the procuring of the award of a contract pursuant to this bid.

Subscribed and sworn before this _____ day
of _____ 20_____ (seal)

Firm: _____

My commission expires _____ Signed by: _____ Title: _____

(MANUAL SIGNATURE OF UNDERSIGNED)

NOTARY PUBLIC (CLERK OR JUDGE)

Address: _____ Phone: _____

City: _____ State _____

Zip _____

NOTE: Other terms and conditions can be added at the discretion of the county officers.

RESOLUTION #24-287
TO ADVERTISE FOR
SIX MONTH BIDS

The Board of County Commissioners, Pittsburg County, met in regular session on Tuesday, May 28, 2024.

WHEREAS, Pittsburg County wishes to advertise for the following materials for six-month bids:

CRUSHED STONE
ASPHALT SAND
MANUFACTURED SAND
ROAD OILS
NEW & USED STEEL
USED STEEL PIPE
PLASTIC PIPE
GRADER BLADES
TIRES (NEW, MAJOR BRANDS ONLY)
TIRE RECAPS WITH CORE
TIRE SERVICES
HAULING

A bid package containing complete specifications and an "Invitation to Bid" with an affidavit of non-collusion may be picked up at the County Clerk's Office, Pittsburg County Courthouse, 115 E. Carl Albert Parkway, Room 103, McAlester, OK 74501. All bids must state price of the aforesaid materials and said materials must be delivered in quantities ordered when and as needed by the Board of County Commissioners, within a six-month period, beginning July 1, 2024 and ending December 31, 2024. Each competitive bid submitted to the county must be accompanied with an affidavit for filing with competitive bid form, as required by 19 O.S. § 1501(3). No bid will be considered unless submitted on this form with affidavit completed and notarized. Place you bids in an envelope and mark it "Six Month Bids".

Sealed bids will be received by the Pittsburg County Clerk until 4:00 p.m. Friday, June 14, 2024. Bids received after 4:00 p.m. on Friday, June 14, 2024 WILL NOT BE OPENED. Bids will be opened on Monday, June 17, 2024 at 10:00 a.m. in the Board of County Commissioners Conference Room, Pittsburg County Courthouse, 115 E. Carl Albert Pkwy, McAlester, OK 74501. Contract will be awarded to the lowest or best bidder. The Board of County Commissioners, Pittsburg County, reserves the right to reject any and all bids and re-advertise.

BOARD OF COUNTY COMMISSIONERS
PITTSBURG COUNTY, OKLAHOMA

ATTEST:


CHAIRMAN





VICE-CHAIRMAN



MEMBER



COUNTY CLERK



CRUSHED STONE

BID PRICE FOR PITTSBURG COUNTY

VENDOR: _____

MUST MEET STATE SPECIFICATIONS

CRUSHED STONE	BID PRICE PER TON
#4 SCREENINGS	_____
3/8" #2 COVER CHIPS	_____
3/8" NON SPEC CHIPS	_____
3/8" P.U.C.M.	_____
5/8" #3 COVER CHIPS	_____
5/8" #3-C COVER CHIPS	_____
5/8" NON SPEC CHIPS	_____
3/4" #1 COVER CHIPS	_____
3/4" NON SPEC CHIPS	_____
1" TBSC TYPE A	_____
1" #67	_____
1" #57	_____
1 1/2" #57	_____
1 1/2" MILL RUN	_____
1 1/2" ODOT BASE TYPE A	_____
1 1/2" ODOT BASE TYPE B	_____
2" MILL RUN #11	_____
2" CLEAN ROCK	_____
4" ODOT FILTER BLANKET	_____

CRUSHED STONE**BID PRICE PER TON**

6" ODOT FILTER BLANKET

4" FILTER STONE

1" CRUSHER RUN

1 1/2" CRUSHER RUN

2 1/2" CRUSHER RUN

4" TO 1 1/2" SPECIAL GRIZZLY

3" SURGE

8" SURGE

SHOT DOWN ROCK

6" TO 8" RIP RAP

12" SELECT RIP RAP

18" SELECT RIP RAP

24" SELECT RIP RAP

30" SELECT RIP RAP

QUARRY RUN RIP RAP

DECOMPOSED SCREENED GRANITE

OILFIELD ROCK (1"-1 1/2" CRUSHED DECOMPOSED GRANITE)

IF ITEMS DO NOT MEET SPECIFICATIONS**THEY WILL BE REJECTED**

ASPHALT SAND

BID PRICE FOR PITTSBURG COUNTY

VENDOR: _____

MUST MEET STATE SPECIFICATIONS

CLASS "A" SAND

BID PRICE PER TON

CLASS "A" SAND

MANUFACTURED SAND
BID PRICE FOR PITTSBURG COUNTY
VENDOR:

MANUFACTURED SAND

BID PRICE PER TON

MANUFACTURED SAND

ROAD OILS

PRODUCT	PRICE PER GALLON
CRS+2	_____
CRS-2S	_____
SS-1	_____
CRS-2	_____
MC-30	_____
MC-3000	_____
AEP	_____
PG 64-22 OK ASPHALT BINDER	_____
AC-20 ASPHALT BINDER	_____
PG 64-22 PROLINE OR EQUIVALENT	_____
PUMP CHARGE	_____
DEMURRAGE	_____
MINIMUM LOAD CHARGE	_____

PRODUCTS MUST MEET STATE SPECIFICATIONS.

IF ITEM DOES NOT MEET THE SPECIFICATIONS, IT WILL BE REJECTED.

NEW & USED STEEL

BID PRICE FOR PITTSBURG COUNTY

VENDOR: _____

		<u>NEW</u>	<u>USED</u>
1/2 TANK CAR	FT	_____	_____
FULL TANK CAR	FT	_____	_____

USED STEEL PIPE
BID PRICE FOR PITTSBURG COUNTY

VENDOR _____

SIZE	PRICE PER FOOT
12"	_____
16"	_____
18"	_____
20"	_____
22"	_____
24"	_____
26"	_____
30"	_____
34"	_____
36"	_____
42"	_____
48"	_____
54"	_____
60"	_____
7'	_____
8'	_____
8 1/2'	_____
9'	_____
9 1/2'	_____
10'	_____
DRILL TUBING	
2 3/8"	_____
2 7/8"	_____

**PLASTIC PIPE
PRICE PER FOOT**

GREY

12"	_____
15"	_____
18"	_____
21"	_____
24"	_____
30"	_____
36"	_____
42"	_____
48"	_____
60"	_____

GRADER BLADES

GRADER BLADES 5/8" BOLT HOLE

5/8" X 6" X 7'

5/8" X 8" X 7' (HIGH CARBON)

3/4" X 8" X 7' (HIGH CARBON)

3/4" X 8" X 7' (NON CARBON)

WITH 6" CENTERS

GRADER BLADES 3/4" BOLT HOLE

5/8" X 6" X 7'

5/8" X 8" X 7' (HIGH CARBON)

3/4" X 8" X 7' (HIGH CARBON)

3/4" X 8" X 7' (NON CARBON)

WITH 6" CENTERS

PRODUCT CODE MUST BE LISTED. BIDS NOT LISTING THE
PRODUCT CODE WILL BE REJECTED.

TIRES

****MAJOR BRAND TIRES, BID PREMIUM TIRES****

TRAILER

SIZE	TREAD	LOAD RANGE OR PLY	DESCRIPTION	PRODUCT CODE	PRICE
ST205/75Rx15	HY	8-D	SPECIAL TRAILER	_____	_____
TIRE MOUNT					_____
TIRE CHANGE					_____
WHEEL BALANCING					_____
FLAT REPAIR					_____
ST225/75Rx15	HY	10-E	SPECIAL TRAILER	_____	_____
TIRE MOUNT					_____
TIRE CHANGE					_____
WHEEL BALANCING					_____
FLAT REPAIR					_____
235/80Rx16	AP	8-	SPECIAL TRAILER	_____	_____
TIRE MOUNT					_____
TIRE CHANGE					_____
WHEEL BALANCING					_____
FLAT REPAIR					_____
750Rx16	HY	14-G	TRAILER	_____	_____
TIRE MOUNT					_____
TIRE CHANGE					_____
FLAT REPAIR					_____

RADIALS

SIZE	TREAD	LOAD RANGE OR PLY	DESCRIPTION	PRODUCT CODE	PRICE
215/60Rx16	A/S	4-B	RADIAL	_____	_____
TIRE MOUNT					_____
TIRE CHANGE					_____
WHEEL BALANCING					_____
FLAT REPAIR					_____
235/75Rx17	A/T	10-E	RADIAL	_____	_____
TIRE MOUNT					_____
TIRE CHANGE					_____
WHEEL BALANCING					_____
FLAT REPAIR					_____
235/80RX17	A/T	10-E	RADIAL	_____	_____
TIRE MOUNT					_____
TIRE CHANGE					_____
WHEEL BALANCING					_____
FLAT REPAIR					_____
235/80Rx17	HY	10-E	RADIAL	_____	_____
TIRE MOUNT					_____
TIRE CHANGE					_____
WHEEL BALANCING					_____
FLAT REPAIR					_____
235/80Rx17	HY	14-G	RADIAL	_____	_____
TIRE MOUNT					_____
TIRE CHANGE					_____
WHEEL BALANCING					_____
FLAT REPAIR					_____
275/65Rx18	A/P	10-E	RADIAL	_____	_____
TIRE MOUNT					_____
TIRE CHANGE					_____
WHEEL BALANCING					_____
FLAT REPAIR					_____

RADIALS - CONTINUED

SIZE	TREAD	LOAD RANGE OR PLY	DESCRIPTION	PRODUCT CODE	PRICE
285/75RX16	H/T	10	RADIAL		
TIRE MOUNT					
TIRE CHANGE					
WHEEL BALANCING					
FLAT REPAIR					
245/70RX17	A/T	10-E	RADIAL		
TIRE MOUNT					
TIRE CHANGE					
WHEEL BALANCING					
FLAT REPAIR					
225/70Rx19.5	HY	F-12	RADIAL		
TIRE MOUNT					
TIRE CHANGE					
WHEEL BALANCING					
FLAT REPAIR					
225/70Rx19.5	M/S	F-12	RADIAL		
TIRE MOUNT					
TIRE CHANGE					
WHEEL BALANCING					
FLAT REPAIR					
285/75Rx24.5	HY	14-G	RADIAL		
TIRE MOUNT					
TIRE CHANGE					
FLAT REPAIR					
285/75Rx24.5	LUG	14-G	RADIAL		
TIRE MOUNT					
TIRE CHANGE					
WHEEL BALANCING					
FLAT REPAIR					
315/80Rx22.5	M/S	J-18	RADIAL		
TIRE MOUNT					
TIRE CHANGE					
FLAT REPAIR					
10Rx22.5	HY	12-F	RADIAL		
TIRE MOUNT					
TIRE CHANGE					
FLAT REPAIR					
10Rx22.5	LUG	12-F	RADIAL		
TIRE MOUNT					
TIRE CHANGE					
FLAT REPAIR					
11Rx22.5	HY	14-G	RADIAL		
TIRE MOUNT					
TIRE CHANGE					
FLAT REPAIR					
20.5x25	L2		RADIAL		
TIRE MOUNT					
TIRE CHANGE					
FLAT REPAIR					
900Rx20	HY	12-F	RADIAL		
TIRE MOUNT					
TIRE CHANGE					
FLAT REPAIR					
900Rx20	M&S	12-F	RADIAL		
TIRE MOUNT					
TIRE CHANGE					
FLAT REPAIR					
1000Rx20	HY	14-G	RADIAL TUBETYPE		
TIRE MOUNT					
TIRE CHANGE					
FLAT REPAIR					

RADIALS - CONTINUED

SIZE	TREAD	LOAD RANGE OR PLY	DESCRIPTION	PRODUCT CODE	PRICE
1000Rx20	M&S	14-G	RADIAL TUBETYPE	_____	_____
TIRE MOUNT					_____
TIRE CHANGE					_____
FLAT REPAIR					_____

RADIAL LT

SIZE	TREAD	LOAD RANGE OR PLY	DESCRIPTION	PRODUCT CODE	PRICE
215/85Rx16	A/P	10-E	RADIAL LT	_____	_____
TIRE MOUNT					_____
TIRE CHANGE					_____
WHEEL BALANCING					_____
FLAT REPAIR					_____
225/65Rx17	A/P	8-D	RADIAL LT	_____	_____
TIRE MOUNT					_____
TIRE CHANGE					_____
WHEEL BALANCING					_____
FLAT REPAIR					_____
225/75Rx16	A/P	8-D	RADIAL LT	_____	_____
TIRE MOUNT					_____
TIRE CHANGE					_____
WHEEL BALANCING					_____
FLAT REPAIR					_____
235/85Rx16	H/T	10-E	RADIAL LT	_____	_____
TIRE MOUNT					_____
TIRE CHANGE					_____
WHEEL BALANCING					_____
FLAT REPAIR					_____
235/85Rx16	A/T	10-E	RADIAL LT	_____	_____
TIRE MOUNT					_____
TIRE CHANGE					_____
WHEEL BALANCING					_____
FLAT REPAIR					_____
245/75Rx16	H/T	10-E	RADIAL LT	_____	_____
TIRE MOUNT					_____
TIRE CHANGE					_____
WHEEL BALANCING					_____
FLAT REPAIR					_____
245/75Rx16	A/T	10-E	RADIAL LT	_____	_____
TIRE MOUNT					_____
TIRE CHANGE					_____
WHEEL BALANCING					_____
FLAT REPAIR					_____
245/75Rx17	H/T	10-E	RADIAL LT	_____	_____
TIRE MOUNT					_____
TIRE CHANGE					_____
WHEEL BALANCING					_____
FLAT REPAIR					_____
245/75Rx17	A/T	10-E	RADIAL LT	_____	_____
TIRE MOUNT					_____
TIRE CHANGE					_____
WHEEL BALANCING					_____
FLAT REPAIR					_____
265/75Rx16	H/T	10-E	RADIAL LT	_____	_____
TIRE MOUNT					_____
TIRE CHANGE					_____
WHEEL BALANCING					_____
FLAT REPAIR					_____

RADIAL LT - CONTINUED					
SIZE	TREAD	LOAD RANGE OR PLY	DESCRIPTION	PRODUCT CODE	PRICE
265/75Rx16	A/T	10-E	RADIAL LT	_____	_____
TIRE MOUNT				_____	_____
TIRE CHANGE				_____	_____
WHEEL BALANCING				_____	_____
FLAT REPAIR				_____	_____
265/70Rx17	A/T	10-E	RADIAL LT	_____	_____
TIRE MOUNT				_____	_____
TIRE CHANGE				_____	_____
WHEEL BALANCING				_____	_____
FLAT REPAIR				_____	_____
275/70Rx18	H/T	10-E	RADIAL LT	_____	_____
TIRE MOUNT				_____	_____
TIRE CHANGE				_____	_____
WHEEL BALANCING				_____	_____
FLAT REPAIR				_____	_____

POLICE PURSUIT					
SIZE	TREAD	LOAD RANGE OR PLY	DESCRIPTION	PRODUCT CODE	PRICE
225/60VRx16	A/S	4 VR	POLICE PURSUIT	_____	_____
TIRE MOUNT				_____	_____
TIRE CHANGE				_____	_____
WHEEL BALANCING				_____	_____
FLAT REPAIR				_____	_____
225/60VRx18	A/S	4 VR	POLICE PURSUIT	_____	_____
TIRE MOUNT				_____	_____
TIRE CHANGE				_____	_____
WHEEL BALANCING				_____	_____
FLAT REPAIR				_____	_____
265/60VRx17	A/S	4 VR	POLICE PURSUIT	_____	_____
TIRE MOUNT				_____	_____
TIRE CHANGE				_____	_____
WHEEL BALANCING				_____	_____
FLAT REPAIR				_____	_____
235/50Rx18	A/S	4 VR	POLICE PURSUIT	_____	_____
TIRE MOUNT				_____	_____
TIRE CHANGE				_____	_____
WHEEL BALANCING				_____	_____
FLAT REPAIR				_____	_____

LT STEEL RADIAL					
SIZE	TREAD	LOAD RANGE OR PLY	DESCRIPTION	PRODUCT CODE	PRICE
LT225/75Rx17	A/P	10-E	LT STEEL RADIAL	_____	_____
TIRE MOUNT				_____	_____
TIRE CHANGE				_____	_____
WHEEL BALANCING				_____	_____
FLAT REPAIR				_____	_____
LT235/75Rx15	HY	6-C	LT STEEL RADIAL	_____	_____
TIRE MOUNT				_____	_____
TIRE CHANGE				_____	_____
WHEEL BALANCING				_____	_____
FLAT REPAIR				_____	_____
LT235/75Rx15	M&S	6-C	LT STEEL RADIAL	_____	_____
TIRE MOUNT				_____	_____
TIRE CHANGE				_____	_____
WHEEL BALANCING				_____	_____
FLAT REPAIR				_____	_____

SIZE	TREAD	HD CUT & CHIP		PRODUCT CODE	PRICE
		LOAD RANGE OR PLY	DESCRIPTION		
235/85Rx16	M&S	10-E	HD CUT & CHIP	_____	_____
TIRE MOUNT					_____
TIRE CHANGE					_____
WHEEL BALANCING					_____
FLAT REPAIR					_____

SIZE	TREAD	STEEL RADIALS		PRODUCT CODE	PRICE
		LOAD RANGE OR PLY	DESCRIPTION		
P235/75Rx15	A/S	4-B	STEEL RADIAL	_____	_____
TIRE MOUNT					_____
TIRE CHANGE					_____
WHEEL BALANCING					_____
FLAT REPAIR					_____
235/70Rx16	HY	10-	STEEL RADIAL	_____	_____
TIRE MOUNT					_____
TIRE CHANGE					_____
WHEEL BALANCING					_____
FLAT REPAIR					_____
235/70Rx16	A/T	10-	STEEL RADIAL	_____	_____
TIRE MOUNT					_____
TIRE CHANGE					_____
WHEEL BALANCING					_____
FLAT REPAIR					_____
235/55Rx17	HY	4-B	STEEL RADIAL	_____	_____
TIRE MOUNT					_____
TIRE CHANGE					_____
WHEEL BALANCING					_____
FLAT REPAIR					_____
245/55Rx18	HY	4-B	STEEL RADIAL	_____	_____
TIRE MOUNT					_____
TIRE CHANGE					_____
WHEEL BALANCING					_____
FLAT REPAIR					_____
245/60Rx18	HY	4-B	STEEL RADIAL	_____	_____
TIRE MOUNT					_____
TIRE CHANGE					_____
WHEEL BALANCING					_____
FLAT REPAIR					_____

SIZE	TREAD	MAX TRACTION RADIAL		PRODUCT CODE	PRICE
		LOAD RANGE OR PLY	DESCRIPTION		
235/85Rx16	LUG	10-E	MAX TRACTION RDL	_____	_____
TIRE MOUNT					_____
TIRE CHANGE					_____
WHEEL BALANCING					_____
FLAT REPAIR					_____
245/75Rx16	LUG	10-E	MAX TRACTION RDL	_____	_____
TIRE MOUNT					_____
TIRE CHANGE					_____
WHEEL BALANCING					_____
FLAT REPAIR					_____
245/70Rx17	LUG	10-E	MAX TRACTION RDL	_____	_____
TIRE MOUNT					_____
TIRE CHANGE					_____
WHEEL BALANCING					_____
FLAT REPAIR					_____

MAX TRACTION RADIAL-CONTINUED					
SIZE	TREAD	LOAD RANGE OR PLY	DESCRIPTION	PRODUCT CODE	PRICE
245/75Rx17	LUG	10-E	MAX TRACTION RDL	_____	_____
TIRE MOUNT					_____
TIRE CHANGE					_____
WHEEL BALANCING					_____
FLAT REPAIR					_____
265/75Rx16	LUG	10-E	MAX TRACTION RDL	_____	_____
TIRE MOUNT					_____
TIRE CHANGE					_____
WHEEL BALANCING					_____
FLAT REPAIR					_____
265/70Rx17	LUG	10-E	MAX TRACTION RDL	_____	_____
TIRE MOUNT					_____
TIRE CHANGE					_____
WHEEL BALANCING					_____
FLAT REPAIR					_____
285/75Rx16	LUG	10-E	MAX TRACTION RDL	_____	_____
TIRE MOUNT					_____
TIRE CHANGE					_____
WHEEL BALANCING					_____
FLAT REPAIR					_____
285/70Rx17	LUG	8-D	MAX TRACTION RDL	_____	_____
TIRE MOUNT					_____
TIRE CHANGE					_____
WHEEL BALANCING					_____
FLAT REPAIR					_____
11Rx22.5	M&S	14-G	MAX TRACTION RDL	_____	_____
TIRE MOUNT					_____
TIRE CHANGE					_____
FLAT REPAIR					_____
11Rx24.5	M&S	14-G	MAX TRACTION RDL	_____	_____
TIRE MOUNT					_____
TIRE CHANGE					_____
FLAT REPAIR					_____
900Rx20	LUG	12-F	MAX TRACTION RDL	_____	_____
TIRE MOUNT					_____
TIRE CHANGE					_____
FLAT REPAIR					_____

RADIAL "P" METRIC					
SIZE	TREAD	LOAD RANGE OR PLY	DESCRIPTION	PRODUCT CODE	PRICE
265/70Rx17	A/T	4-B	RADIAL "P" METRIC	_____	_____
TIRE MOUNT					_____
TIRE CHANGE					_____
WHEEL BALANCING					_____
FLAT REPAIR					_____
265/65Rx18	A/P	4-B	RADIAL "P" METRIC	_____	_____
TIRE MOUNT					_____
TIRE CHANGE					_____
WHEEL BALANCING					_____
FLAT REPAIR					_____

LPT RADIAL TBL					
SIZE	TREAD	LOAD RANGE OR PLY	DESCRIPTION	PRODUCT CODE	PRICE
215/75Rx17.5	HY	H-16	LPT RADIAL TBL	_____	_____
TIRE MOUNT				_____	_____
TIRE CHANGE				_____	_____
WHEEL BALANCING				_____	_____
FLAT REPAIR				_____	_____
255/70Rx22.5	HY	H-16	LPT RADIAL TBL	_____	_____
TIRE MOUNT				_____	_____
TIRE CHANGE				_____	_____
FLAT REPAIR				_____	_____

RADIAL TUBELESS					
SIZE	TREAD	LOAD RANGE OR PLY	DESCRIPTION	PRODUCT CODE	PRICE
295/75Rx22.5	LUG	G-14	RADIAL TUBELESS	_____	_____
TIRE MOUNT				_____	_____
TIRE CHANGE				_____	_____
FLAT REPAIR				_____	_____
9Rx22.5	HY	12-F	RADIAL TUBELESS	_____	_____
TIRE MOUNT				_____	_____
TIRE CHANGE				_____	_____
FLAT REPAIR				_____	_____
12.4X24	R-1	8-	TUBLESS RADIAL	_____	_____
TIRE MOUNT				_____	_____
TIRE CHANGE				_____	_____
FLAT REPAIR				_____	_____
17.5Rx25	LUG		RADIAL TBL LUG	_____	_____
TIRE MOUNT				_____	_____
TIRE CHANGE				_____	_____
FLAT REPAIR				_____	_____
1400Rx24	G-2/L-2	ONE*	RADIAL TUBELESS	_____	_____
TIRE MOUNT				_____	_____
TIRE CHANGE				_____	_____
FLAT REPAIR				_____	_____

STEERING RADIAL					
SIZE	TREAD	LOAD RANGE OR PLY	DESCRIPTION	PRODUCT CODE	PRICE
315/80Rx22.5	HY	J-18	STEERING RADIAL	_____	_____
TIRE MOUNT				_____	_____
TIRE CHANGE				_____	_____
FLAT REPAIR				_____	_____

PREMIUM STEERING					
SIZE	TREAD	LOAD RANGE OR PLY	DESCRIPTION	PRODUCT CODE	PRICE
11Rx22.5	HY	14-G	PREMIUM STEERING	_____	_____
TIRE MOUNT				_____	_____
TIRE CHANGE				_____	_____
FLAT REPAIR				_____	_____
11Rx24.5	HY	14-G	PREMIUM STEERING	_____	_____
TIRE MOUNT				_____	_____
TIRE CHANGE				_____	_____
FLAT REPAIR				_____	_____

SKID STEER					
SIZE	TREAD	LOAD RANGE OR PLY	DESCRIPTION	PRODUCT CODE	PRICE
12x16	R-4	8-	SKID STEER	_____	_____
TIRE MOUNT				_____	_____
TIRE CHANGE				_____	_____
FLAT REPAIR				_____	_____

BACKHOE					
SIZE	TREAD	LOAD RANGE OR PLY	DESCRIPTION	PRODUCT CODE	PRICE
12x16.5 TIRE MOUNT TIRE CHANGE FLAT REPAIR	NHS	8-	FRONT BACK HOE	_____	_____
12.5/80x18 TIRE MOUNT TIRE CHANGE FLAT REPAIR	R-4	12-F	BACKHOE	_____	_____

ATV					
SIZE	TREAD	LOAD RANGE OR PLY	DESCRIPTION	PRODUCT CODE	PRICE
25/1000x12 TIRE MOUNT TIRE CHANGE FLAT REPAIR	A/T	6-C	ATV	_____	_____

UTV					
SIZE	TREAD	LOAD RANGE OR PLY	DESCRIPTION	PRODUCT CODE	PRICE
25x11x12 TIRE MOUNT TIRE CHANGE FLAT REPAIR	A/T	6-C	UTV	_____	_____
28x10x12 TIRE MOUNT TIRE CHANGE FLAT REPAIR	A/T	8-	UTV	_____	_____

INDUSTRIAL TBL & INDUSTRIAL LUG TBL					
SIZE	TREAD	LOAD RANGE OR PLY	DESCRIPTION	PRODUCT CODE	PRICE
11Lx15 TIRE MOUNT TIRE CHANGE FLAT REPAIR	F-3	8-	INDUSTRIAL TBL	_____	_____
11Lx16 TIRE MOUNT TIRE CHANGE FLAT REPAIR	F-3	10-	INDUSTRIAL TBL	_____	_____
17.5L24 TIRE MOUNT TIRE CHANGE FLAT REPAIR	R-4	8-	IND LUG TUBELESS	_____	_____
19.5x24 TIRE MOUNT TIRE CHANGE FLAT REPAIR	R-4	12-	BACKHOE IND LUG TBL	_____	_____

DRIVE LUG					
SIZE	TREAD	LOAD RANGE OR PLY	DESCRIPTION	PRODUCT CODE	PRICE
11Rx22.5 TIRE MOUNT TIRE CHANGE FLAT REPAIR	LUG	14-G	DRIVE LUG	_____	_____
11Rx24.5 TIRE MOUNT TIRE CHANGE FLAT REPAIR	LUG	14-G	DRIVE LUG	_____	_____

FARM TUBE TYPE					
SIZE	TREAD	LOAD RANGE OR PLY	DESCRIPTION	PRODUCT CODE	PRICE
13.6x28	R-1	6-	FARM TUBE TYPE	_____	_____
TIRE MOUNT					_____
TIRE CHANGE					_____
FLAT REPAIR					_____
16.9x34	R-1	6-	FARM TUBE TYPE	_____	_____
TIRE MOUNT					_____
TIRE CHANGE					_____
FLAT REPAIR					_____
18.4x30	R-1	8-	FARM TUBE TYPE	_____	_____
TIRE MOUNT					_____
TIRE CHANGE					_____
FLAT REPAIR					_____
18.4x34	R-1	8-	FARM TUBE TYPE	_____	_____
TIRE MOUNT					_____
TIRE CHANGE					_____
FLAT REPAIR					_____
18.4x38	R-1	8-	FARM TUBE TYPE	_____	_____
TIRE MOUNT					_____
TIRE CHANGE					_____
FLAT REPAIR					_____
20.8x38	R-1	8-	FARM TUBE TYPE	_____	_____
TIRE MOUNT					_____
TIRE CHANGE					_____
FLAT REPAIR					_____

FARM TUBELESS					
SIZE	TREAD	LOAD RANGE OR PLY	DESCRIPTION	PRODUCT CODE	PRICE
750x16	TRIRIB	6-	FARM TUBELESS	_____	_____
TIRE MOUNT					_____
TIRE CHANGE					_____
FLAT REPAIR					_____
1000x16	TRIRIB	8-	FARM TUBELESS	_____	_____
TIRE MOUNT					_____
TIRE CHANGE					_____
FLAT REPAIR					_____
1100x16	TRIRIB	8-	FARM TUBELESS	_____	_____
TIRE MOUNT					_____
TIRE CHANGE					_____
FLAT REPAIR					_____

TUBE TYPE					
SIZE	TREAD	LOAD RANGE OR PLY	DESCRIPTION	PRODUCT CODE	PRICE
900x20	HW		TUBE TYPE	_____	_____
TIRE MOUNT					_____
TIRE CHANGE					_____
FLAT REPAIR					_____
900x20	LUG		TUBE TYPE	_____	_____
TIRE MOUNT					_____
TIRE CHANGE					_____
FLAT REPAIR					_____

SUPTRAC DUPLEX					
SIZE	TREAD	LOAD RANGE OR PLY	DESCRIPTION	PRODUCT CODE	PRICE
14x17.5	NHS	8-	SUPTRAC DUPLEX	_____	_____
TIRE MOUNT					_____
TIRE CHANGE					_____
FLAT REPAIR					_____

TRACTOR					
SIZE	TREAD	LOAD RANGE OR PLY	DESCRIPTION	PRODUCT CODE	PRICE
13.6x24	R-1	8-	TRACTOR TIRE TBL	_____	_____
TIRE MOUNT					_____
TIRE CHANGE					_____
FLAT REPAIR					_____
280/85R24	R-1	8-	TRACTOR TIRE TBL	_____	_____
TIRE MOUNT					_____
TIRE CHANGE					_____
FLAT REPAIR					_____
340/85Rx24	R-1	8-	FRONT TRACTOR	_____	_____
TIRE MOUNT					_____
TIRE CHANGE					_____
FLAT REPAIR					_____
380/85RX24	R-1	8-	FRONT TRACTOR	_____	_____
TIRE MOUNT					_____
TIRE CHANGE					_____
FLAT REPAIR					_____
460/85Rx34	R-1	8-	REAR TRACTOR	_____	_____
TIRE MOUNT					_____
TIRE CHANGE					_____
FLAT REPAIR					_____
480/85RX34	R-1	8-	REAR TRACTOR	_____	_____
TIRE MOUNT					_____
TIRE CHANGE					_____
FLAT REPAIR					_____
20.8x34	R-1	8-	TRACTOR	_____	_____
TIRE MOUNT					_____
TIRE CHANGE					_____
FLAT REPAIR					_____

GRADER LOADER TBL

SIZE	TREAD	LOAD RANGE OR PLY	DESCRIPTION	PRODUCT CODE	PRICE
17.5x25	G-2	12-	GRADER LOADER TBL	_____	_____
TIRE MOUNT					_____
TIRE CHANGE					_____
FLAT REPAIR					_____
20.5x25	G-2	28-	LOADER TBL	_____	_____
TIRE MOUNT					_____
TIRE CHANGE					_____
FLAT REPAIR					_____

LOADER ROCKLUG TBL

SIZE	TREAD	LOAD RANGE OR PLY	DESCRIPTION	PRODUCT CODE	PRICE
17.5x25	RL	12-	LOADER ROCKLUG TBL	_____	_____
TIRE MOUNT					_____
TIRE CHANGE					_____
FLAT REPAIR					_____

TURF TIRE

SIZE	TREAD	LOAD RANGE OR PLY	DESCRIPTION	PRODUCT CODE	PRICE
23.1x26	HF-1	12-	TURF TIRE	_____	_____
TIRE MOUNT					_____
TIRE CHANGE					_____
FLAT REPAIR					_____

TBL PREMIUM 181 LBS

SIZE	TREAD	LOAD RANGE OR PLY	DESCRIPTION	PRODUCT CODE	PRICE
1400x24	G-2	12-	TBL PREMIUM 181 LBS	_____	_____
TIRE MOUNT					_____
TIRE CHANGE					_____
FLAT REPAIR					_____

TBL ECONOMY 137 LBS					PRICE
SIZE	TREAD	LOAD RANGE OR PLY	DESCRIPTION	PRODUCT CODE	
1400x24	G-2	12-	TBL ECONOMY 137 LBS	_____	_____
TIRE MOUNT					_____
TIRE CHANGE					_____
FLAT REPAIR					_____
			RECAPPED WITH CORE		
11Rx22.5					_____
11Rx24.5					_____
1400x24					_____

TIRE SERVICE

SERVICE CALLS

BASE CHARGE

AFTER HOURS

PER MILE

DELAY CHARGE

HAULING ROAD MATERIALS

BIDS WILL BE FOR HAULING OF ROAD MATERIALS BY
10 WHEELER, TRI-AXLE AND 18 WHEELER LOADS

	10 WHEELER	TRI-AXLE
PER LOADED MILE		
0-50 MILES		
51-70 MILES		
71-90 MILES		
91-100 MILES		
OVER 100		

	18 WHEELER BELLY DUMP	18 WHEELER END DUMP
PER LOADED MILE		
0-25 MILES		
26-50 MILES		
51-70 MILES		
71-90 MILES		
91-100 MILES		
OVER 100		

	TRUCK & PUP TRAILER
PER LOADED MILE	
0-25 MILES	
26-50 MILES	
51-70 MILES	
71-90 MILES	
91-100 MILES	
OVER 100	