

Pittsburg County, Oklahoma
COUNTY PURCHASING OFFICE
 Pittsburg County Court House
 McAlester, Oklahoma
 Phone: (918) 423-4934

INVITATION TO BID

PLEASE REVIEW TERMS AND CONDITIONS ON REVERSE SIDE RELATING TO SUBMISSION OF THIS BID.

Notarized Affidavit completions and signature required on reverse side.

DATE ISSUED	10-Jun-13
PAGE 1 OF	

BID NUMBER Bid # 28	BID CLOSING DATE AND HOUR June 24, 2013 @ 10:00AM	REQUIRED DELIVERY DATE <small>Days after award of Purchase Order</small>
-------------------------------	---	---

TERMS:	DATE OF DELIVERY:
--------	-------------------

Item	Quantity	Unit of issue	DESCRIPTION	Unit Price	Total
			<p>Board of County Commissioners Pittsburg County wishes to advertise for the following for Ashland Volunteer Fire Department</p> <p>One (1) Heavy Duty Skid Unit and Accessories for F350 Heavy Duty Brush Truck</p> <p>Lease purchase with financing included</p> <p>See Specifications attached</p>		

TERMS AND CONDITIONS

1. Sealed bids will be opened in the Commissioner's Conference Room, Pittsburg County Courthouse, McAlester, Oklahoma, at the time and date shown on the invitation to bid form.
2. Late bids will not be considered. Bids must be received in sealed envelopes (one to an envelope) with bid number and closing date written on the outside of the envelope.
3. Unit prices will be guaranteed correct by the bidder.
4. Firm prices will be F.O.B. destination.
5. Purchases by Pittsburg County, Oklahoma, are not subject to state or federal taxes.
6. This bid is submitted as a legal offer and any bid when accepted by the County constitutes a firm contract.
7. Oklahoma laws require each bidder submitting a bid to a county for goods or services to furnish a notarized sworn statement of non-collusion. A form is supplied below.
8. Bids will be firm until delivered _____

(DATE)

AFFIDAVIT: I, the undersigned, of lawful age, being first duly sworn on oath say that he (she) is the agent authorized by the bidder to submit the above bid. Affiant further states that the bidder has not been a party to any collusion among bidders in restraint of freedom of competition by agreement to bid at a fixed price or to refrain from bidding; or with any state official or employee as to quantity; quality or price in the prospective contract or any other terms of said prospective contract; or in any discussions between bidders and any state official concerning exchange of money or other thing of value for special consideration in the letting of a contract; that the bidder/contractor has not paid, given or donated or agreed to pay, give or donate to any officer or employee of the State of Oklahoma (or other entity) any money or other thing of value, either directly or indirectly in the procuring of the award of a contract pursuant to this bid.

Subscribed and sworn before this _____ day
of _____ 20_____ (seal)

Firm: _____

My commission expires _____ Signed by: _____ Title: _____

(MANUAL SIGNATURE OF UNDERSIGNED)

NOTARY PUBLIC (CLERK OR JUDGE) Address: _____ Phone: _____

City: _____ State _____

Zip _____

NOTE: Other terms and conditions can be added at the discretion of the county officers.

RESOLUTION
TO
ADVERTISE

The Board of County Commissioners met in regular session on June 10, 2013.

WHEREAS, Pittsburg County wishes to advertise for the Ashland Volunteer Fire Department to purchase by sealed bids the following:

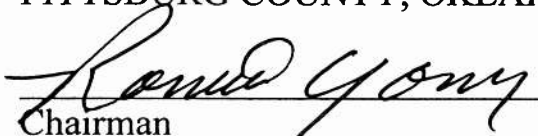
One (1) Heavy Duty Skid Unit and Accessories for F350
Heavy Duty Brush Truck Lease Purchase with financing
Included


A bid package containing an "Invitation to Bid" are available at the Pittsburg County Clerk's Office, Pittsburg County Courthouse, 115 E. Carl Albert Parkway, McAlester, Ok. 74501

THEREFORE, each competitive bid submitted to the Board of County Commissioners must be accompanied by an Affidavit for filing with the Competitive Bid Form, as required by 61 O.S. § 138.

Sealed bids will be received and filed with the County Clerk and opened on Monday, June 24, 2013 at 10:00 a.m., at the Pittsburg County Commissioners Office, Pittsburg County Courthouse, 115 E. Carl Albert Parkway, McAlester, OK. 74501. Contract will be awarded to the lowest or best bidder. The Board of County Commissioners reserves the right to reject any and all bids and re-advertise.


BOARD OF COUNTY COMMISSIONERS
PITTSBURG COUNTY, OKLAHOMA

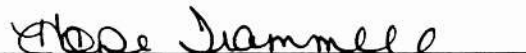

Chairman


Member

Member

ATTEST:




County Clerk

Note: These specifications name many products by the name of the company that manufactures them. This is not for the purpose of excluding products that are equal to or better than, but it is to set a standard of quality that is acceptable to the Ashland Fire Department. These specified products are readily available to all manufacturers, however, "equal to or better than" components will be considered. The Ashland Fire Department shall make the final determination if the components that are submitted, are acceptable.

Note: Any and all exceptions, no matter how slight, shall be listed on a page called "Exceptions to Specifications". If the bidder does not list exceptions, it will be assumed by the department that the bidder meets these specification 100% and the department will expect the apparatus to be delivered as such.

The Ashland Fire Department intends to use a Lease Purchase to obtain this apparatus

CHASSIS

2013 Ford F-350 Super Duty Chassis to be provided by the department

Successful bidder shall provide and install these items on the chassis

Polished stainless steel nerf bars

Stainless steel wheel simulators

TANK

The tank shall have a capacity of 300 gallons manufactured UPF (or Equal).

The tank shall include the following features:

Fill tower with removable screen located at front left corner

Sump with anti-swirl plate and drain fitting

4.0" vent and overflow pipe

1.5" refill fitting

3.0" tank suction

Liquid level sight gauge at front driver side corner of tank visible to pump operator.

The tank will have a 4.0" tube running through the tank that shall be utilized for the plumbing from the pump to the manifold. It shall also act as a raceway for any electrical wiring and cables from the top mount panel to the pump and motor. **The plumbing shall not run over the top of the tank.**

The outside of the tank shall be black.

Mounting strips shall be molded to the bottom of the tank to allow mounting to heavy duty skid frame.

A 10 gallon integral foam tank shall be provided with the fill tower on the right front corner.

The foam cell shall be provided with a drain valve.

There shall be a Class 1 Intelli-Tank LED (or Equal) tank level indicator located on the top mount panel and a small Class 1 Intelli-Tank LED (or Equal) tank level indicator located on the dash in the cab.

A sight gauge shall be provided on the rear of the tank.

The tank shall have mounting blocks located at each rear top corner for mounting of rotating red lights.

Located on top of the tank shall be storage compartment as large as possible constructed of expanded aluminum and approximately 8" high

The tank shall have a lifetime warranty. A copy of the warranty shall be provided with the apparatus.

TOP MOUNT PUMP CONTROLS

All pump controls shall be provided in the walkway at the front of the apparatus.

The top mount control panel will have all pumping functions.

The tank to pump line shall be operated at the rear of the apparatus.

The control module and console shall be an integral component with the skid to allow easy removal of the entire firefighting unit, including the top mount panel from the fire body. The control module shall enclose the plumbing and manifold. Removable panels shall be provided for service. The panel shall be constructed of .125" smooth aluminum and shall be painted DA sanded, with a clear coat applied.

The pump panel shall be provided with a 12" LED panel light with brushed aluminum light shroud.

The pump panel plumbing and manifold shall be inside the top mount control module.

Each discharge shall be properly function labeled.

SKID

The tank shall be mounted to a heavy duty aluminum skid. The tank shall have under tank mounting system allowing the tank to be mounted to the skid at the front and rear of the tank. The skid shall be bolted in six (6) locations to the body.

The skid shall also incorporated angled cradle supports at the four corners of the skid to eliminate any movement of the tank

The skid shall be constructed of 2.5" heavy duty thick wall aluminum tubing.

The pump mounting platform shall be 24D" x 40W" to provide a mounting point for the fire pump and fuel cell.

The pump platform shall have a .125" aluminum diamond plate overlay.

The skid shall have a DA sanded natural aluminum finish.

PUMP

The pump shall be a Hale model HPX100-B18 (or Equal) powered by a 18 hp Briggs and Stratton (or Equal) gasoline engine with the following features:

- 2.0" inlet
- 1.5" outlet
- Electric start
- Pump panel
- 2.5" master gauge
- Vernier style throttle control
- Electronic choke
- Primer controls
- Exhaust primer
- Low oil pressure light

The pump shall be located at the rear of the apparatus, mounted on the aluminum skid.

The fuel supply for the fire pump shall be directly plumbed into the chassis' fuel system. Check valves and a fuel pump shall be included.

PLUMBING

All plumbing shall be heavy duty welded stainless steel plumbing. When necessary, high pressure hose shall be used with stainless steel fittings. The stainless steel plumbing shall have a 10 year warranty

A 4.0" square manifold shall be utilized. All discharges shall be plumbed from this manifold.

The manifold shall have one (1) 2.5" fitting for the 2.5" plumbing from the pump.

The manifold shall have one (1) 2.0" fitting for the plumbing to the front bumper for possible future installation of a front bumper remote control nozzle.

The manifold shall have two (2) 1.5" fittings, one (1) for the 1.5" rear discharge and one (1) that shall serve as the supply discharge for both booster reels.

The manifold shall have two (2) 1.0" fittings, one (1) for each whip line.

Two (1) in fittings for the front ground sweep nozzles

There shall be one (1) automatic drain valve provided, for the booster reel supply plumbing. These drain valve shall automatically open when pump pressure drop below 5 psi.

The entire discharge plumbing system shall be hydrostatically tested to 300 psi for two minutes prior to installation. This is to insure that the entire plumbing system will not leak and to insure the safety of all fire department personnel.

The discharge plumbing from the pump to the manifold will be plumbed with 2.5" pipe.

There will be a 1.5" discharge plumbed to the rear of the apparatus, but shall be controlled at the top mount panel.

All discharge valves shall be heavy duty, full flow, fire service quality quarter turn ball valves.

The tank to pump line shall be plumbed with 2.5" plumbing. A wire reinforced flexible connection shall be used to provide ease of service and to reduce vibration.

The tank to pump valve shall be a 2.5" heavy duty, full flow, fire service quality quarter turn ball valve.

There shall be a 2.5" gated suction with a 2.5" chrome plated plug and chain

NOTE: Only Akron (or Equal) full flow quarter turn ball valve shall be used for suction and discharge lines. All valves shall have the Akron TSC (or Equal) handle. Water, Oil, and Gas valves are not acceptable.

The 1.0" tank fill and recirculating line shall utilize a 1.0" stainless steel gate valve and will be plumbed prior the foam injection unit so as to keep foam from entering the booster tank.

There shall be two (2) 4' whip lines provided one (1) on each side of the top mount control module with 1.0" forestry hose and two (2) TFT 1.0" QuadraFog (or Equal) 5-10-24-40 GPM adjustable gallonage nozzles with pistol grips. Each nozzle shall have a nozzle clip. Each whip line shall have a 1.0" 90 degree swivel for ease of maneuvering.

PASSENGER REAR BOOSTER REEL

A Hannay EF-20-30-31(or Equal) heavy duty electric rewind booster reel will be provided with 100' of 1.0" booster hose.

The booster reel shall be located at the passenger side rear corner of the fire body.

One (1) TFT 1.0" QuadraFog (or Equal) 5-10-24-40 GPM adjustable gallonage nozzle with pistol grip will be provided.

The booster reel shall be plumbed with high pressure hose with stainless steel fittings

The booster reel will be provided with one (1) rewind switch located at the booster reel or location to be determined by the fire department.

The booster reel shall be provided with a single chrome hose roller and spool assemblies.

A 40 amp circuit breaker will be provided for the booster reel.

DRIVER REAR BOOSTER REEL

A Hannay E-1520-17-18 (or Equal) heavy duty electric rewind booster reel will be provided with 100' of 1/2" booster style hose.

The booster reel shall be located at the driver side rear corner of the fire body.

One (1) Hypro (or Equal) 1/2" nozzle with pistol grip will be provided.

The booster reel shall be plumbed with high pressure hose with stainless steel fittings

The booster reel will be provided with one (1) rewind switch located at the booster reel or location to be determined by the fire department.

The booster reel shall be provided with a single chrome hose roller and spool assemblies.

A 40 amp circuit breaker will be provided for the booster reel.

FRONT GROUND SWEEP

There shall be two (2) front ground sweep nozzles, located one (1) on the left, and one (1) right front corners of the front bumper replacement. These nozzles shall be controlled by electronic valve that shall have individual switches on the console in the cab.

FOAM SYSTEM

A Hale 2.1 Foam Logix (or Equal) Class A foam injection system shall be provided and will be plumbed to the manifold to provide foam to all discharges, excluding the rear 2.5" discharge. The unit shall be plumbed in a manner that foam will not enter the water tank. The control panel shall be located on the driver side of the pump panel.

The foam system shall be mounted in the passenger side rear vertically hinged compartment.

There shall be an adjustable shelf above the foam system.

QUICK ATTACK BODY

The fire body shall be constructed of entirely of heavy duty ***extruded aluminum and will have a fifteen (15) year structural warranty***

The perimeter of the body shall be constructed of a heavy duty 6061T5 aluminum extrusion. The deck plate shall be stitch welded on the bottom side of the extrusion.

The cross members shall be 2" x 4" 6061T6 extruded aluminum tube on 12" centers for rigidity and longevity. There shall be no less that nine (9) aluminum 2" x 4" extruded aluminum cross members.

The sills shall be 6.0" steel channel.

The body sills shall be mounted to the frame utilizing a 6 point mounting system.

There shall be a .125" aluminum diamond plate covering the entire upper surface of the body.

The fire body shall be 108" long, 96" wide.

There shall be a 20" walkway between the cab top mount controls. There shall be a recessed step well on each side of the walkway. Each step well shall be approximately 21"D x 21"W.

Located at the entrance to the walkway shall be swing in gates on each side. The door shall have a stop that will not allow the door to swing out when it automatically closes. The door shall be 36"H and will be constructed of 1.0" x 2.0" extruded aluminum tube. The gate shall be hinged on the headache rack and the stop rail shall be a 2.0" x 2.0" extruded aluminum tube.

The outsides of the gates shall be covered with .125" aluminum diamond plate.

There shall be non slip under body ladder style steps located on each front corner of the apparatus to allow access to step well and walkway.

There shall be headache rack at the front of the body that will also serve as a light bar mounting platform. The headache rack shall be constructed with 2.0" x 2.0" thick wall extruded aluminum tubing and will have diamond plate covering the bottom half on front and back side and expanded aluminum on the top half.

The light bar platform shall be constructed of 1/4" aluminum plate shall be properly gusseted. The light bar platform shall be 10" x 60".

There shall be an area approximately the size of the rear cab window that will be covered with expanded aluminum that will allow the driver to view the walkway.

A 108" deep x 30" wide x 5" high tool compartment at rear of the apparatus with a horizontally hinged, drop down door shall be provided. This compartment shall provide for underbody storage of department supplied shovels, brooms, rakes, backboards, etc.

On the driver side there shall be open storage compartment constructed of structural aluminum and expanded aluminum. The dimension of the compartment shall be approximately 58"W x 12"H x 20"D. The back side of the compartment shall have a 58"W x 36"H PAC Tool board mounted to side of the tank for mounting of firefighting tools. This compartment shall have end caps front and rear. The end caps shall be angled from a height of 12", to a height of 36", and shall be constructed of .125" aluminum treadplate.

On the passenger side there shall be two (2) sweep-out style compartments.

There shall be one compartment approximately 42"W x 20"H x 20" D with a horizontally hinged, lift up door with two pneumatic assist pistons. This compartment shall be large enough to store a chainsaw in a carrying case.

Directly above this compartment shall be a foam pail storage open compartment constructed of structural aluminum and expanded aluminum. The compartment shall have a door that hinges down to aid in loading compartment with foam pails. The dimension shall be approximately 42"W x 16"H x 20" D. **NOTE: THE DESIGN OF THE ENCLOSED SWEEP OUT COMPARTMENT AND OPEN FOAM STORAGE COMPARTMENT SHALL ALLOW THE LOWER COMPARTMENT DOOR TO SWING UP 90 DEGREES AND THE FOAM COMPARTMENT DOOR TO SWING DOWN 90 DEGREES.**

Behind the passenger side compartment and the foam storage compartment there shall be a sweep out compartment. The dimensions shall be approximately 16"W x 36"H x 20" deep. The door shall be vertically hinged and shall swing to the rear the apparatus. This compartment shall house the foam system and an adjustable shelf shall be provided above the foam system.

The doors shall be D style slam latch. The body of the compartments shall be constructed of .125" aluminum diamond plate.

The doors shall be .125" aluminum diamond plate.

All compartment floors and adjustable shelves shall be provided with Dri-Dek (or Equal) tiles.

The upper body compartments shall have LED compartment lights that shall automatically come on when the compartment door is opened.

The upper body compartment doors shall be wired to an open door warning light and alarm that shall be located in the cab. The open door warning light shall be activated anytime a compartment door is open. The open door warning light AND alarm shall be activated anytime a compartment door is opened and the chassis' transmission is shifted out of park.

The rear of the body shall be of a flat back design for optimal departure angle.

All stop, turn, back up, corner, and DOT lights shall be provided. The stop, turn, and brake lights shall be LED.

A flush mounted fuel fill hole will be provided for one fuel tank. The fuel fill shall be located on the body next to the pump in a vertical manner to facilitate easy filling of the fuel tank. It shall NOT be located on the side of the body. A "Gasoline Fuel Only" label shall be provided next to the fuel filler cap.

Mud flaps shall be installed behind the rear wheels. The mud flaps shall say "KEEP BACK 500 FEET".

There shall be a seven (7) pin trailer tow plug located at the rear of the apparatus.

FRONT BUMPER

There shall be a Heavy Duty custom designed full replacement front bumper provided on the apparatus. The bumper shall utilize square tubing, not round tubing. Square tubing provide more strength than round

The bumper shall have an integral remote monitor mounting platform, with a 2" welded stainless steel nipple. The nipple shall be capped for future use.

The bumper shall have an integral 2.0" receiver tube.

The bumper shall have a black textured Powder Coat finish.

CUSTOMER SUPPLIED WINCH

The Ashland FD shall supply a Ramsey QM-9000 quick mount. The apparatus shall have front and rear receiver tubes and shall be wired for the customer supplied winch at the front and rear..

ELECTRICAL

A master disconnect switch shall be provided, located on the driver side floorboard at the door opening.

The disconnect switch shall disconnect power from the chassis to all equipment provided by the manufacturer.

The entire wiring system shall be entirely composed of high grade commercial quality wiring harnesses that shall be color coded and function coded throughout. An electrical sub panel shall be located behind the passenger seat. The apparatus' wiring harnesses shall be connected to the electrical sub panel utilizing Deutsch connectors.

A wiring diagram shall be provided with the apparatus.

The electrical system shall have a five (5) year warranty.

APPARATUS BATTERY CHARGER / CONDITIONER

There shall be a Kussmaul Auto Charge 1000 (or Equal) apparatus battery charger / conditioner with battery status indicator and auto eject plug provided on the apparatus.

The battery status indicator and auto eject plug shall be provided and located at the driver rear of the fire body.

APPARATUS COMMUNICATION SYSTEM

There shall be a Fire Com (or Equal) 2-Person *wireless* apparatus intercom system provided.

The Fire Com (or Equal) system shall have the following components:

- One (1) 5100 Intercom System
- One (1) Mobile Radio Interface
- Two (2) Under Helmet Radio Transmit Wireless Headsets With Chargers And Base Station
- Two (2) Headset Hanger Hooks Located Inside Cab

EMERGENCY LIGHTING SYSTEM

An emergency lighting system consisting of the following shall be provided. ***A Code 3 system is specified, however, an equivalent can be provided. The department shall determine what is equivalent.***

Code 3 2158 (or Equal) NFPA LED 55" light bar red shall be mounted on the headache rack located at the front of the fire body.

Eight (8) Code 3 Torus TRX6R (or Equal) LED flashing lights shall be provided with chrome bezels. The LED lights shall be located two (2) red at the front of the apparatus mounted on the grill, two (2) red at the rear of the apparatus, two (2) red on the sides of the front fenders (one (1) each side), and two (2) red on the sides of the fire body (one (1) each side).

There shall be two (2) Code 3 A18R (or Equal) ARCH LED red lights at the rear of the apparatus on mounting brackets located on the rear corners of the tank.

A Code 3 3672 (or Equal) full function 100 watt siren shall be provided. A Code 3 US206 (or Equal) 100 watt speaker shall be mounted at the front bumper.

There shall a Code 3 711 (or Equal) alternating flasher installed for the headlights.

A Code 3 D50C (or Equal) back up alarm shall be provided.

All emergency lights shall be controlled from a Code 3 (or Equal) 430 module located inside the aluminum console.

A custom aluminum console shall be provided to house the switch module, siren controls, mobile radio, and the remote monitor joystick control.

There shall be two (2) LED walkway lights in the walkway.

There will be two (2) LED work lights provided, mounted one (1) on each side of the headache rack facing the rear of the truck for night time operation and will be switched at the switch module in the cab.

There shall be one (1) LED underbody ground light under each step well, two (2) LED underbody ground lights at the rear of the apparatus, and one (1) underbody light located under each cab door. These lights shall be automatically activated when the chassis' transmission is shifted into park and shall automatically deactivate when the chassis' transmission is shifted out of park.

There shall be a "Fluid Data Plaque" provided and located on the inside of the chassis driver side door.

There shall be one (1) Motorola CM-300 (or Equal) 32 channel mobile radio with antenna shall be provided and installed on the apparatus.

LETTERING AND STRIPING

Up to 60 3.0" Smart Gold (or Equal) letters will be provided on the apparatus.

The apparatus shall be provided with a 1.0" - 4.0" - 1.0" Scotchlite reflective stripe on the chassis as per NFPA requirements.

There shall also be a 4" NPFA compliant reflective stripe installed within the perimeter fire body extrusion.